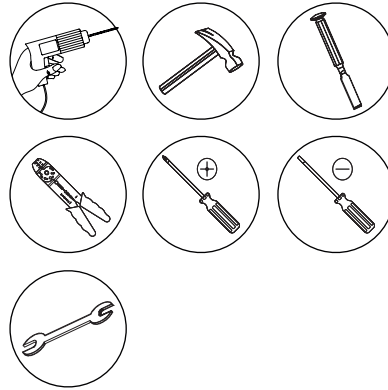


Connecting the Terminal Block

Connect main supply (brown - Live, blue - Neutral) into terminal block making sure all connections are tight.

4



INGROUND LIGHT

Z69058-A

Please read instructions before commencing installation and retain for future reference.

SPECIFICATIONS

- **Material:** Aluminium
- **Lamp type:** LED 6W 3000K
- **Ingress Protection:** IP67. Protection against entry of solid objects greater than 12mm in diameter.

INSTALLATION INSTRUCTIONS


! Electrical products can cause death, injury, or damage to property. Maintenance and installation should only be carried out by a professional electrician.

- Ensure main supply is switched off.
- Open inground hole (1).
- Twist off the screws and open the diffuser (2).
- Fix the fitting of cable to the inground base (3).
- Connect main supply wires to terminal block (4) making sure all connections are tight.
- Close the diffuser and twist on the screws (5).
- Fix the fitting of inground light to the ground and twist on the screws (6)
- Reconnect power.

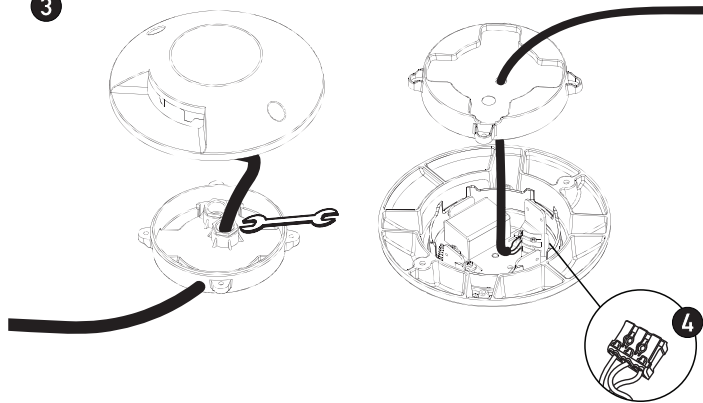
WARNING

- Make sure that the products is installed properly before connecting to electricity.
- Do not cover the fitting.

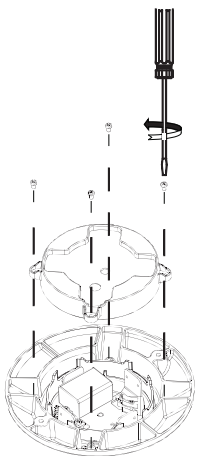
1



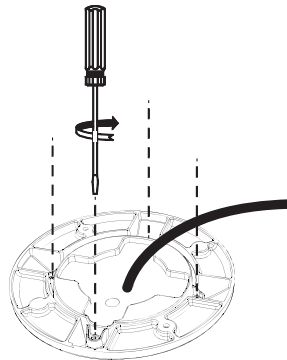
3



2



5



6

