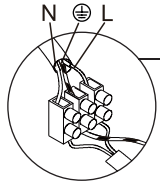


## FLOOR LIGHT

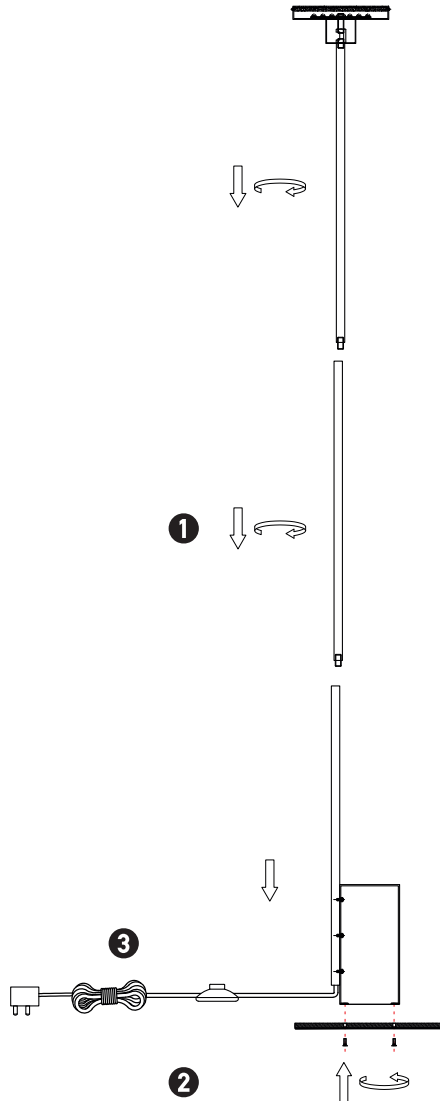
22065 

Please read instructions before commencing installation and retain for future reference.



### Connecting the Terminal Block


Connect main supply (brown - Live, blue - Neutral) into terminal block making sure all connections are tight.



### SPECIFICATIONS

- **Material:** Metal + Acrylic
- **Lamp type:** LED , 12W , 3000K , 1200Lm , CRI 80
- **Ingress Protection:** IP20. Protection against entry of solid objects greater than 12mm in diameter.

### INSTALLATION INSTRUCTIONS

 Electrical products can cause death, injury, or damage to property. Installation of this product must be carried out by a qualified electrician.

- Ensure the lights plug is out of the wall socket.
- Assemble the upper parts of light with the base (1), safe them with the screws (2).
- Plug the power cable into the wall socket and push On/Off switch (3).

### WARNING

- Make sure that the products is installed properly before connecting to electricity.
- Do not cover the fitting.
- Not for outdoor use or in wet conditions.

