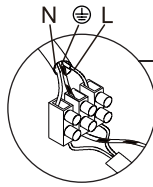
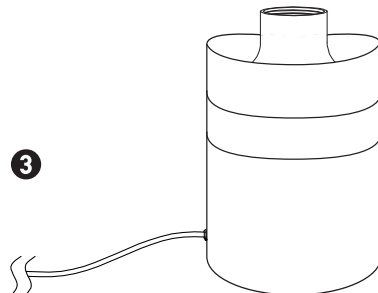
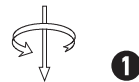
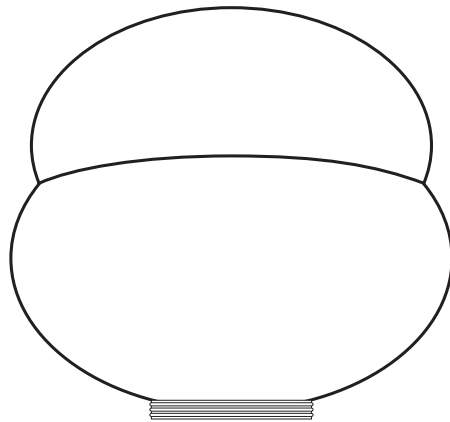


Please read instructions before commencing installation and retain for future reference.



Connecting the Terminal Block

Connect main supply (brown - Live, blue - Neutral) into terminal block making sure all connections are tight.



3

SPECIFICATIONS

- **Material:** Metal + Concrete + Glass
- **Lamp type:** 1x E27 , 20W MAX
- **Ingress Protection:** IP20. Protection against entry of solid objects greater than 12mm in diameter.

INSTALLATION INSTRUCTIONS

⚠ Electrical products can cause death, injury, or damage to property. Maintenance and installation should only be carried out by a professional electrician.

- Ensure the lights plug is out of the wall socket.
- Install E27 lamp firmly into the lamp-holder (1).
- Screw clockwise the glass shade till be safe (2).
- Plug the power cable into the wall socket and push On/Off switch (3).

WARNING

- Make sure that the products is installed properly before connecting to electricity.
- Do not cover the fitting.
- Not for outdoor use or in wet conditions.
- Do not exceed the maximum wattage rating of the lamp.

