


Please read instructions before commencing installation and retain for future reference.

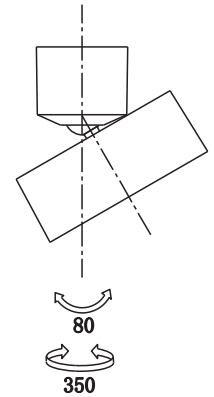
SPECIFICATIONS

- **Lamp Type:** LED | 10W | 3000K | CRI 80 | Non Dimmable
- **Material:** Aluminium | Acrylic
- **Ingress Protection:** IP20 Protection against entry of solid objects greater than 12mm in diameter.


INSTALLATION INSTRUCTIONS

 Electrical products can cause death, injury, or property damage. Maintenance and installation should only be carried out by a professional electrician.

- Ensure the main supply is turned off.
- Follow step by step the installation diagram.
- Make sure all connections are tight
- Reconnect the power.



WARNING

 Make sure that the products are installed properly before connecting to electricity. Do not cover the luminaire. Do not exceed the maximum wattage rating of the lamp. If the light source is contained in this luminaire (integrated LED), it shall only be replaced by the manufacturer, his service agent, or a similarly qualified person.

